

Sýklalyfjanæmi 2010

Tölur ná yfir tímabilið frá 1. janúar til 31. desember.
Endurteknar ræktanir frá sama einstaklingi eru útilokaðar.

Staphylococcus aureus

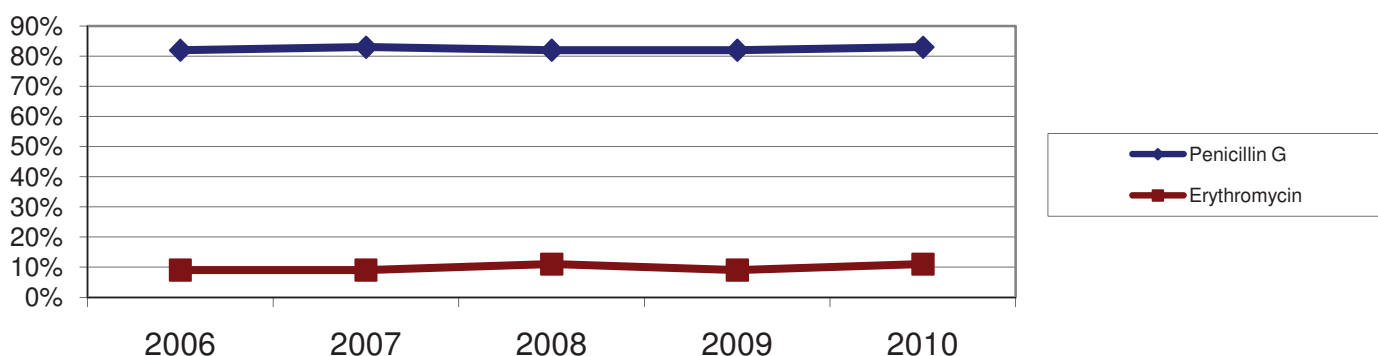
	2010			2009			Munur milli ára			Fjöldi 2010	Fjöldi 2009
	R	I	S	R	I	S	R	I	S		
Allir stofnar											
Penicillin G	83%	0%	17%	82%	0%	18%	1%	0%	-1%	2029	1987
Cefoxitine*	2%	0%	98%	2%	0%	98%	0%	0%	0%	2029	1989
Erythromycin	9%	2%	89%	9%	1%	90%	0%	1%	-1%	1843	1833
Clindamycin	7%	<1%	93%	6%	<1%	94%	1%	0%	-1%	1843	1834
Vancomycin	0%	0%	100%	0%	0%	100%	0%	0%	0%	2029	1988

	2010			2009			Munur milli ára			Fjöldi 2010	Fjöldi 2009
	R	I	S	R	I	S	R	I	S		
Landspítali legudeildir											
Penicillin G	84%	0%	16%	83%	0%	17%	1%	0%	-1%	928	839
Cefoxitine*	2%	0%	98%	2%	0%	98%	0%	0%	0%	928	839
Erythromycin	10%	2%	88%	10%	2%	88%	0%	0%	0%	863	774
Clindamycin	9%	<1%	91%	7%	1%	92%	2%	0%	-1%	863	775
Vancomycin	0%	0%	100%	0%	0%	100%	0%	0%	0%	928	839

	2010			2009			Munur milli ára			Fjöldi 2010	Fjöldi 2009
	R	I	S	R	I	S	R	I	S		
Aðrir											
Penicillin G	82%	0%	18%	83%	0%	17%	-1%	0%	1%	1101	1115
Cefoxitine*	3%	0%	97%	3%	0%	97%	0%	0%	0%	1101	1117
Erythromycin	8%	2%	90%	8%	1%	91%	0%	1%	-1%	980	1037
Clindamycin	6%	0%	94%	5%	<1%	95%	1%	0%	-1%	980	1037
Vancomycin	0%	0%	100%	0%	0%	100%	0%	0%	0%	1101	1116

*Lyf notað til að prófa næmi fyrir staphylókokka penisillínum.

Hlutfall ónæmra stofna (I og R) Staphylococcus aureus



Staphylococcus kóagúlása neikvæður

	2010			2009			Munur milli ára			Fjöldi 2010	Fjöldi 2009
	R	I	S	R	I	S	R	I	S		
Allir stofnar											
Penicillin G	77%	0%	23%	77%	0%	23%	0%	0%	0%	1095	1127
Cefoxitine*	37%	0%	63%	35%	0%	65%	2%	0%	-2%	1095	1126
Erythromycin	49%	1%	50%	47%	1%	52%	2%	0%	-2%	652	690
Clindamycin	32%	1%	67%	30%	1%	69%	2%	0%	-2%	653	690
Vancomycin	0%	0%	100%	0%	0%	100%	0%	0%	0%	1095	1127

	2010			2009			Munur milli ára			Fjöldi 2010	Fjöldi 2009
	R	I	S	R	I	S	R	I	S		
Landspítali legudeildir											
Penicillin G	81%	0%	19%	84%	0%	16%	-3%	0%	3%	545	515
Cefoxitine*	46%	0%	54%	45%	0%	55%	1%	0%	-1%	545	514
Erythromycin	57%	1%	42%	55%	2%	43%	2%	-1%	-1%	353	310
Clindamycin	41%	1%	58%	43%	1%	56%	-2%	0%	2%	354	311
Vancomycin	0%	0%	100%	0%	0%	100%	0%	0%	0%	545	515

	2010			2009			Munur milli ára			Fjöldi 2010	Fjöldi 2009
	R	I	S	R	I	S	R	I	S		
Aðrir											
Penicillin G	74%	0%	26%	70%	0%	30%	4%	0%	-4%	550	612
Cefoxitine*	29%	0%	71%	27%	0%	73%	2%	0%	-2%	550	612
Erythromycin	39%	1%	60%	41%	<1%	59%	-2%	0%	1%	299	380
Clindamycin	21%	2%	77%	19%	1%	80%	2%	1%	-3%	299	379
Vancomycin	0%	0%	100%	0%	0%	100%	0%	0%	0%	550	612

*Lyf notað til að prófa næmi fyrir staphylókokka penisillínium.

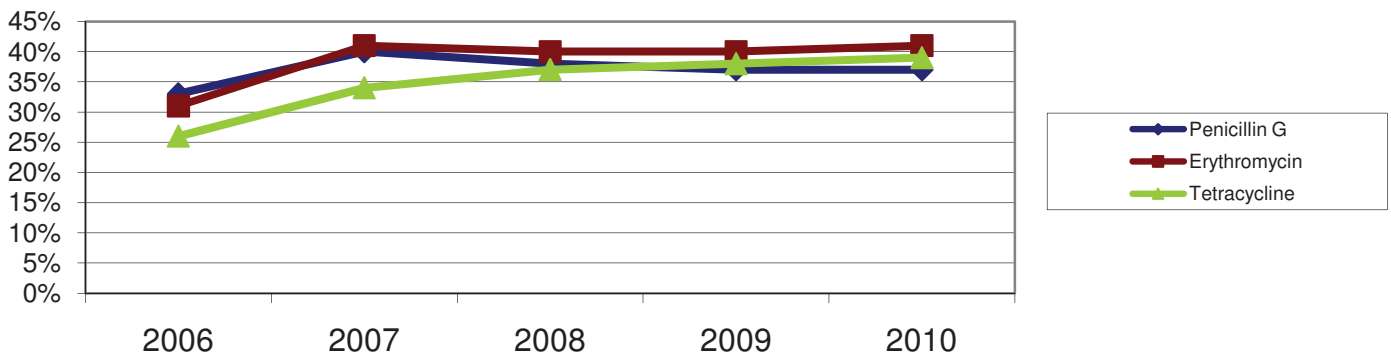
Streptococcus pneumoniae

	2010			2009			Munur milli ára			Fjöldi 2010	Fjöldi 2009
	R	I	S	R	I	S	R	I	S		
Allir stofnar											
Penicillin G	2%	35%	63%	1%	36%	63%	1%	-1%	0%	926	876
Ceftriaxone	0%	<1%	>99%	0%	<1%	>99%	0%	0%	0%	926	876
Tetracycline	38%	<1%	62%	37%	1%	62%	1%	0%	0%	926	876
Erythromycin	40%	<1%	60%	40%	0%	60%	0%	0%	0%	925	876
Chloramphenicol	1%	0%	99%	2%	0%	98%	-1%	0%	1%	926	875
Trimethoprim/sulfamethoxazole	44%	3%	53%	43%	3%	54%	1%	0%	-1%	925	875

	2010			2009			Munur milli ára			Fjöldi 2010	Fjöldi 2009
	R	I	S	R	I	S	R	I	S		
Landspítali legudeildir											
Penicillin G	4%	32%	64%	2%	34%	64%	2%	-2%	0%	196	177
Ceftriaxone	0%	1%	99%	0%	0%	100%	0%	1%	-1%	196	177
Tetracycline	38%	0%	62%	37%	1%	62%	1%	-1%	0%	195	177
Erythromycin	40%	<1%	60%	40%	1%	59%	0%	-1%	1%	195	177
Chloramphenicol	3%	0%	97%	1%	0%	99%	2%	0%	-2%	195	177
Trimethoprim/sulfamethoxazole	43%	3%	54%	44%	0%	56%	-1%	3%	-2%	194	176

	2010			2009			Munur milli ára			Fjöldi 2010	Fjöldi 2009
	R	I	S	R	I	S	R	I	S		
Aðrir											
Penicillin G	2%	37%	63%	0.5%	37%	63%	2%	0%	0%	725	696
Ceftriaxone	0%	<1%	>99%	0%	<1%	>99%	0%	0%	0%	725	696
Tetracycline	38%	0%	62%	38%	0%	62%	0%	0%	0%	726	699
Erythromycin	40%	<1%	60%	40%	0%	60%	0%	0%	0%	725	699
Chloramphenicol	1%	0%	99%	2%	0%	98%	-1%	0%	1%	726	698
Trimethoprim/sulfamethoxazole	44%	3%	53%	43%	4%	53%	1%	-1%	0%	726	699

Hlutfall ónæmra stofna (I og R) Streptococcus pneumoniae



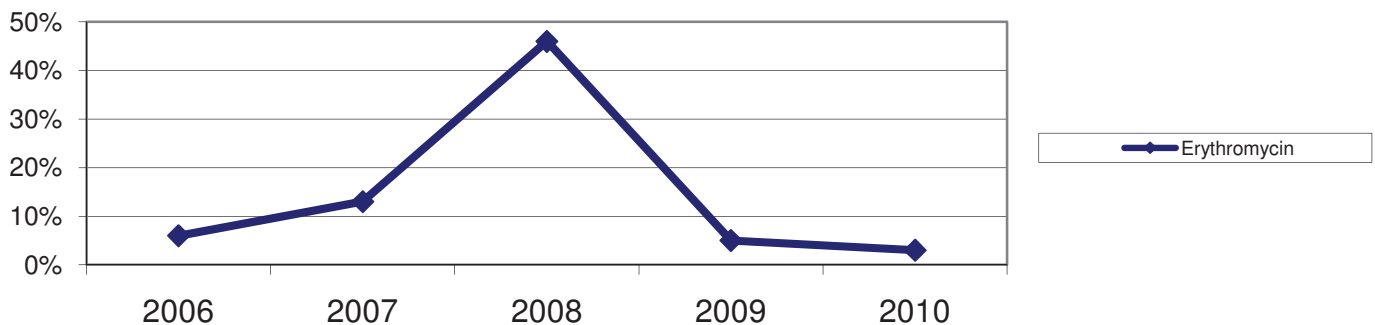
Streptococcus pyogenes

	2010			2009			Munur milli ára			Fjöldi 2010	Fjöldi 2009
	R	I	S	R	I	S	R	I	S		
Allir stofnar											
Penicillin G	0%	0%	100%	0%	0%	100%	0%	0%	0%	499	558
Tetracycline	7%	1%	92%	4%	1%	95%	3%	0%	-3%	482	526
Erythromycin	3%	<1%	97%	4%	1%	95%	-1%	0%	2%	482	526
Clindamycin	3%	1%	97%	1%	1%	98%	2%	0%	-1%	482	526

	2010			2009			Munur milli ára			Fjöldi 2010	Fjöldi 2009
	R	I	S	R	I	S	R	I	S		
Landspítali legudeildir											
Penicillin G	0%	0%	100%	0%	0%	100%	0%	0%	0%	101	105
Tetracycline	9%	4%	87%	7%	1%	92%	2%	3%	-5%	99	99
Erythromycin	6%	1%	93%	6%	2%	92%	0%	-1%	1%	99	99
Clindamycin	6%	0%	94%	2%	0%	98%	4%	0%	-4%	99	99

	2010			2009			Munur milli ára			Fjöldi 2010	Fjöldi 2009
	R	I	S	R	I	S	R	I	S		
Aðrir											
Penicillin G	0%	0%	100%	0%	0%	100%	0%	0%	0%	398	453
Tetracycline	6%	<1%	94%	4%	1%	95%	2%	0%	-1%	383	427
Erythromycin	2%	0%	98%	7%	<1%	96%	-5%	0%	2%	383	427
Clindamycin	2%	1%	97%	1%	1%	98%	1%	0%	-1%	383	427

Hlutfall ónæmra stofna (I og R) Streptococcus pyogenes 2006-2010



Enterókokkar

	2010			2009			Munur milli ára			Fjöldi 2010	Fjöldi 2009
	R	I	S	R	I	S	R	I	S		
Allir stofnar											
Ampicillin	9%	0%	91%	9%	0%	91%	0%	0%	0%	1168	1293
Tetracycline	72%	1%	27%	74%	1%	25%	-2%	0%	2%	959	1024
Gentamicin*	14%	1%	85%	13%	<1%	87%	1%	0%	-2%	1167	1292
Nitrofurantoin	6%	1%	93%	5%	1%	94%	1%	0%	-1%	946	1012
Vancomycin	1%	<1%	99%	<1%	0%	>99%	0%	0%	0%	1164	1296

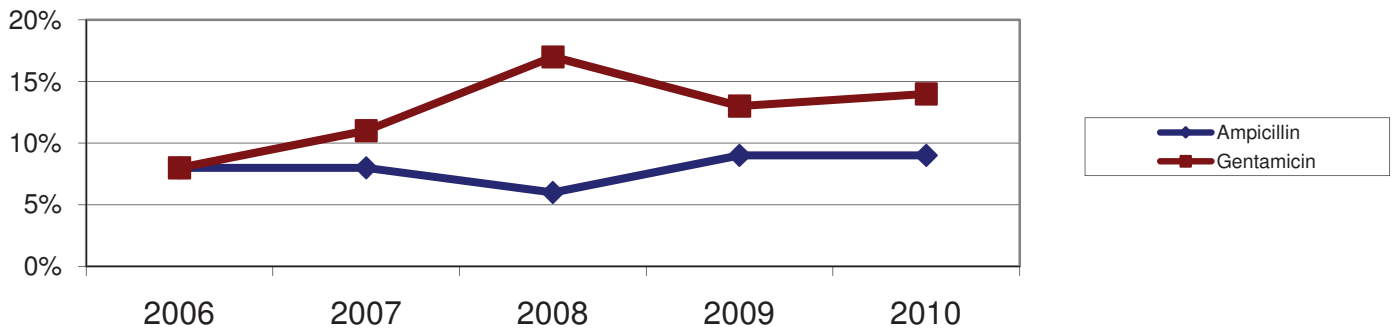
	2010			2009			Munur milli ára			Fjöldi 2010	Fjöldi 2009
	R	I	S	R	I	S	R	I	S		
Landspítali legudeildir											
Ampicillin	14%	0%	86%	12%	0%	88%	2%	0%	-2%	651	672
Tetracycline	72%	2%	26%	74%	<1%	26%	-2%	1%	0%	484	486
Gentamicin*	18%	<1%	82%	14%	<1%	86%	4%	0%	-4%	651	672
Nitrofurantoin	9%	1%	90%	8%	1%	91%	1%	0%	-1%	470	478
Vancomycin	2%	<1%	98%	1%	0%	99%	1%	0%	-1%	650	675

	2010			2009			Munur milli ára			Fjöldi 2010	Fjöldi 2009
	R	I	S	R	I	S	R	I	S		
Landspítali bráðamóttökur, Læknastofur, Heilsugæslur og aðrar sjúkrahússtofnanir											
Ampicillin	4%	0%	96%	5%	0%	95%	-1%	0%	1%	421	501
Tetracycline	73%	1%	26%	75%	1%	24%	-2%	0%	2%	380	423
Gentamicin*	9%	<1%	91%	10%	<1%	90%	-1%	0%	1%	420	501
Nitrofurantoin	3%	1%	96%	2%	1%	97%	1%	0%	-1%	381	420
Vancomycin	<1%	0%	>99	0%	0%	100%	0%	0%	0%	418	501

	2010			2009			Munur milli ára			Fjöldi 2009	Fjöldi 2008
	R	I	S	R	I	S	R	I	S		
Öldrunarstofnanir											
Ampicillin	2%	0%	98%	4%	0%	96%	-2%	0%	2%	120	124
Tetracycline	67%	0%	33%	72%	0%	28%	-5%	0%	5%	115	122
Gentamicin*	16%	1%	83%	23%	0%	77%	-7%	1%	6%	119	124
Nitrofurantoin	2%	0%	98%	4%	0%	96%	-2%	0%	2%	114	123
Vancomycin	0%	0%	100%	0%	0%	100%	0%	0%	0%	120	124

*Gentamicin er ekki ætlað til meðhöndlunar á enterókokkum eitt og sér. Næmi fyrir gentamicin gefur því aðeins til kynna synergy með penisillín lyfjum.

Hlutfall ónæmra stofna (I og R) Enterókokkar



E. coli

	2010			2009			Munur milli ára			Fjöldi 2010	Fjöldi 2009
	R	I	S	R	I	S	R	I	S		
Allir stofnar											
Ampicillin	47%	13%	40%	45%	11%	44%	2%	2%	-4%	5319	5525
Mecillinam	4%	2%	94%	5%	2%	93%	-1%	0%	1%	5024	5118
Amoxicillin/clavulanic acid	9%	16%	74%	7%	16%	77%	2%	0%	-3%	2868	3021
Piperacillin/tazobactam	2%	4%	94%	2%	3%	95%	0%	1%	-1%	2863	3013
Cefpodoxime*	4%	1%	96%	3%	1%	96%	1%	0%	0%	5318	5522
Cefuroxime	6%	3%	92%	4%	2%	94%	2%	1%	-2%	2863	3018
Ceftriaxone	4%	0%	96%	3%	0%	97%	1%	0%	-1%	2863	3018
Gentamicin	7%	0%	93%	7%	0%	93%	0%	0%	0%	2853	3020
Trimethoprim	23%	0%	77%	24%	0%	76%	-1%	0%	1%	5026	2118
Trimethoprim/sulfamethoxazole	22%	1%	77%	22%	1%	77%	0%	0%	0%	5318	5525
Nitrofurantoin	2%	1%	96%	2%	2%	96%	0%	-1%	0%	5024	5118
Ciprofloxacin	14%	0%	86%	11%	0%	89%	3%	0%	-3%	2891	3029

	2010			2009			Munur milli ára			Fjöldi 2010	Fjöldi 2009
	R	I	S	R	I	S	R	I	S		
Landspítali legudeildir											
Ampicillin	48%	13%	38%	46%	12%	42%	2%	1%	-4%	1495	1458
Mecillinam	4%	2%	93%	6%	2%	92%	-2%	0%	1%	1323	1230
Amoxicillin/clavulanic acid	8%	15%	77%	6%	14%	80%	2%	1%	-3%	1493	1450
Piperacillin/tazobactam	2%	3%	95%	1%	2%	97%	1%	1%	-2%	1494	1449
Cefpodoxime*	6%	1%	93%	4%	1%	95%	2%	0%	-2%	1496	1454
Cefuroxime	6%	2%	92%	4%	1%	95%	2%	1%	-3%	1495	1450
Ceftriaxone	4%	0%	96%	3%	<1%	97%	1%	0%	-1%	1494	1451
Gentamicin	7%	0%	93%	8%	0%	92%	-1%	0%	1%	1492	1451
Trimethoprim	24%	0%	76%	24%	0%	76%	0%	0%	0%	1325	1230
Trimethoprim/sulfamethoxazole	24%	<1%	76%	22%	1%	77%	2%	0%	-1%	1496	1456
Nitrofurantoin	3%	2%	95%	3%	2%	95%	0%	0%	0%	1322	1230
Ciprofloxacin	14%	0%	86%	12%	0%	88%	2%	0%	-2%	1494	1451

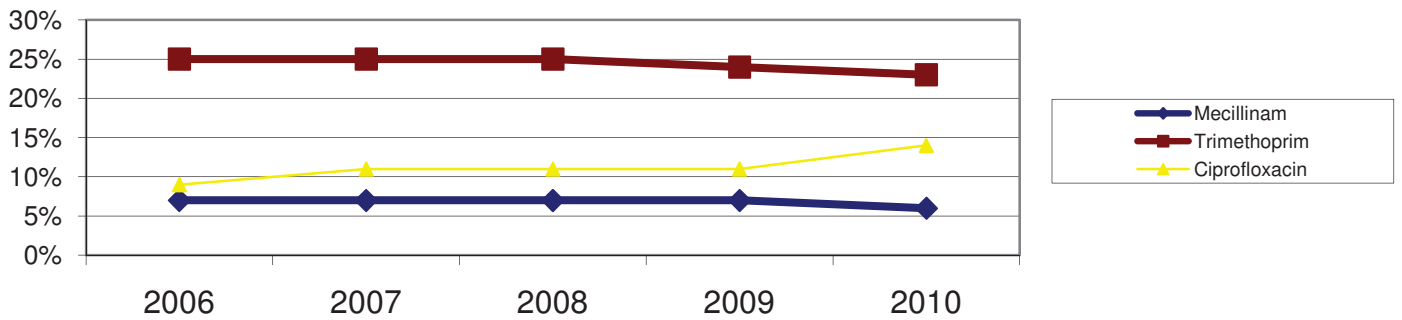
	2010			2009			Munur milli ára			Fjöldi 2010	Fjöldi 2009
	R	I	S	R	I	S	R	I	S		
Landspítali bráðamóttökur, Læknastofur, Heilsugæslur og aðrar sjúkrastofnanir											
Ampicillin	45%	14%	41%	44%	12%	44%	1%	2%	-3%	3427	3682
Mecillinam	4%	2%	94%	4%	2%	94%	0%	0%	0%	3306	3508
Cefpodoxime*	3%	1%	97%	2%	1%	97%	1%	0%	0%	3425	3683
Trimethoprim	23%	0%	77%	23%	<1%	77%	0%	0%	0%	3306	3508
Trimethoprim/sulfamethoxazole	21%	1%	78%	22%	<1%	78%	-1%	0%	0%	3425	3686
Nitrofurantoin	2%	1%	97%	2%	1%	97%	0%	0%	0%	3307	3508
Ciprofloxacin	12%	0%	88%	10%	<1%	90%	2%	0%	-2%	1313	1509

*Lyf notað til skimunar fyrir breiðvirkum beta-laktamösom (ESBL)

	2010			2009			Munur milli ára			Fjöldi 2010	Fjöldi 2009
	R	I	S	R	I	S	R	I	S		
Öldrunarstofnanir											
Ampicillin	53%	12%	35%	51%	8%	41%	2%	4%	-6%	397	385
Mecillinam	4%	4%	92%	6%	2%	92%	-2%	2%	0%	395	380
Cefpodoxime*	4%	1%	95%	2%	<1%	98%	2%	0%	-3%	397	385
Trimethoprim	28%	1%	71%	26%	2%	72%	2%	-1%	-1%	395	380
Trimethoprim/sulfamethoxazole	27%	1%	72%	24%	1%	75%	3%	0%	-3%	397	385
Nitrofurantoin	8%	1%	91%	7%	2%	91%	1%	-1%	0%	395	380

*Lyf notað til skimunar fyrir breiðvirkum beta-laktamösom (ESBL)

Hlutfall ónæmra stofna (I og R) E.coli



E. coli aldurstengd gögn

	2010			2009			Munur milli ára			Fjöldi 2010	Fjöldi 2009
	R	I	S	R	I	S	R	I	S		
Aldur 0-19 ára											
Ampicillin	47%	12%	41%	41%	12%	47%	6%	0%	-6%	691	770
Mecillinam	3%	2%	95%	4%	2%	94%	-1%	0%	1%	658	715
Cefpodoxime*	3%	1%	96%	2%	<1%	98%	1%	0%	-2%	691	770
Trimethoprim	22%	0%	78%	19%	<1%	81%	3%	0%	-3%	658	715
Trimethoprim/sulfamethoxazole	20%	<1%	78%	18%	<1%	81%	2%	0%	-3%	691	771
Nitrofurantoin	<1%	<1%	99%	1%	2%	97%	0%	-2%	2%	658	715
Ciprofloxacin	5%	0%	96%	2%	<1%	98%	3%	0%	-2%	308	386

	2010			2009			Munur milli ára			Fjöldi 2010	Fjöldi 2009
	R	I	S	R	I	S	R	I	S		
Aldur 20-59 ára											
Ampicillin	43%	13%	44%	44%	12%	44%	-1%	1%	0%	1736	1895
Mecillinam	3%	2%	95%	4%	2%	94%	-1%	0%	1%	1630	1714
Cefpodoxime*	3%	1%	96%	3%	<1%	97%	0%	0%	-1%	1735	1895
Trimethoprim	20%	0%	80%	24%	<1%	76%	-4%	0%	4%	1630	1714
Trimethoprim/sulfamethoxazole	20%	<1%	80%	21%	1%	78%	-1%	0%	2%	1736	1897
Nitrofurantoin	1%	1%	98%	1%	2%	97%	0%	-1%	1%	1630	1714
Ciprofloxacin	13%	<1%	87%	10%	<1%	90%	3%	0%	-3%	818	899

	2010			2009			Munur milli ára			Fjöldi 2010	Fjöldi 2009
	R	I	S	R	I	S	R	I	S		
Aldur 60 ára og eldri											
Ampicillin	49%	14%	37%	46%	11%	43%	3%	3%	-6%	2869	2830
Mecillinam	4%	3%	93%	5%	2%	93%	-1%	1%	0%	2713	2659
Cefpodoxime*	4%	1%	95%	3%	1%	96%	1%	0%	-1%	2869	2827
Trimethoprim	26%	<1%	74%	25%	1%	74%	1%	0%	0%	2715	2659
Trimethoprim/sulfamethoxazole	24%	1%	75%	23%	1%	76%	1%	0%	-1%	2868	2829
Nitrofurantoin	3%	2%	95%	3%	2%	95%	0%	0%	0%	2713	2659
Ciprofloxacin	15%	<1%	84%	14%	<1%	86%	1%	0%	-2%	1742	1718

*Lyf notað til skimunar fyrir breiðvirkum beta-laktamösum (ESBL)

Enterobacteriaceae aðrar en E.coli

	2010			2009			Munur milli ára			Fjöldi 2010	Fjöldi 2009
	R	I	S	R	I	S	R	I	S		
Allir stofnar											
Ampicillin	78%	2%	20%	76%	3%	21%	2%	-1%	-1%	2033	2034
Mecillinam	10%	1%	89%	14%	1%	85%	-4%	0%	4%	1478	1520
Amoxicillin/clavulanic acid	32%	5%	63%	32%	6%	62%	0%	-1%	1%	1467	1444
Cefpodoxime*	10%	3%	87%	11%	5%	84%	-1%	-2%	3%	1999	1992
Cefuroxime	20%	4%	76%	23%	4%	73%	-3%	0%	3%	1466	1444
Ceftriaxone	6%	2%	92%	7%	2%	91%	-1%	0%	1%	1501	1485
Gentamicin	2%	<1%	98%	3%	<1%	97%	-1%	0%	1%	1472	1443
Trimethoprim	18%	4%	78%	23%	3%	74%	-5%	1%	4%	1477	1521
Trimethoprim/sulfamethoxazole	10%	2%	88%	14%	2%	84%	-4%	0%	4%	2032	2034
Nitrofurantoin	49%	13%	38%	51%	11%	38%	-2%	2%	0%	1477	1522
Ciprofloxacin	3%	3%	94%	5%	3%	92%	-2%	0%	2%	1518	1494

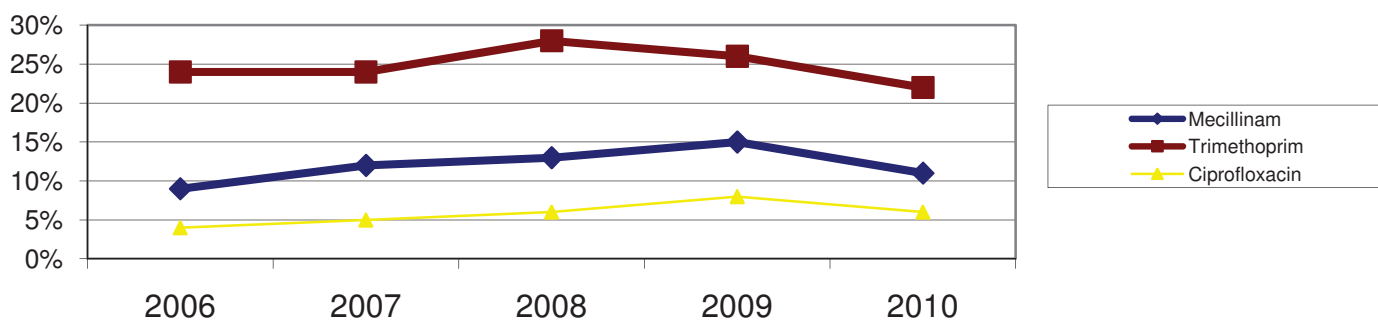
	2010			2009			Munur milli ára			Fjöldi 2010	Fjöldi 2009
	R	I	S	R	I	S	R	I	S		
Landspítali legudeildir											
Ampicillin	81%	2%	17%	82%	4%	14%	-1%	-2%	3%	925	849
Mecillinam	8%	1%	91%	17%	<1%	83%	-9%	0%	8%	539	515
Amoxicillin/clavulanic acid	34%	4%	62%	37%	7%	56%	-3%	-3%	6%	919	843
Cefpodoxime*	15%	3%	82%	18%	6%	76%	-3%	-3%	6%	920	844
Cefuroxime	23%	3%	74%	29%	4%	67%	-6%	-1%	7%	919	843
Ceftriaxone	7%	3%	90%	10%	3%	87%	-3%	0%	3%	924	847
Gentamicin	2%	<1%	98%	2%	0%	98%	0%	0%	0%	918	843
Trimethoprim	17%	4%	79%	26%	3%	71%	-9%	1%	8%	538	515
Trimethoprim/sulfamethoxazole	9%	2%	89%	13%	3%	84%	-4%	-1%	5%	923	849
Nitrofurantoin	45%	13%	42%	49%	10%	41%	-4%	3%	1%	538	515
Ciprofloxacin	3%	3%	94%	6%	3%	91%	-3%	0%	3%	924	847

	2010			2009			Munur milli ára			Fjöldi 2010	Fjöldi 2009
	R	I	S	R	I	S	R	I	S		
Landspítali bráðamóttökur, Læknastofur, Heilsugæslur og aðrar sjúkrastofnanir											
Ampicillin	80%	2%	18%	74%	2%	24%	6%	0%	-6%	860	927
Mecillinam	11%	1%	88%	12%	1%	87%	-1%	0%	1%	698	756
Amoxicillin/clavulanic acid	30%	6%	64%	23%	6%	71%	7%	0%	-7%	478	524
Cefpodoxime*	6%	3%	91%	6%	4%	90%	0%	-1%	1%	833	891
Cefuroxime	16%	4%	80%	15%	3%	81%	1%	1%	-1%	478	524
Ceftriaxone	4%	1%	95%	3%	1.0%	96%	1%	0%	-1%	507	561
Gentamicin	2%	0%	98%	1%	<1%	99%	1%	0%	-1%	485	522
Trimethoprim	17%	4%	79%	20%	3%	77%	-3%	1%	2%	698	756
Trimethoprim/sulfamethoxazole	10%	3%	87%	13%	3%	84%	-3%	0%	3%	861	927
Nitrofurantoin	46%	14%	40%	48%	13%	39%	-2%	1%	1%	698	757
Ciprofloxacin	2%	4%	94%	2%	2%	96%	0%	2%	-2%	520	567

	2010			2009			Munur milli ára			Fjöldi 2010	Fjöldi 2008
	R	I	S	R	I	S	R	I	S		
Öldrunarstofnanir											
Ampicillin	59%	3%	38%	62%	2%	36%	-3%	1%	2%	248	258
Mecillinam	13%	0%	87%	16%	<1%	84%	-3%	0%	3%	241	249
Cefpodoxime*	4%	1%	95%	7%	3%	90%	-3%	-2%	5%	246	257
Trimethoprim	24%	3%	73%	25%	4%	71%	-1%	-1%	2%	241	250
Trimethoprim/sulfamethoxazole	16%	2%	82%	17%	1%	82%	-1%	1%	0%	248	258
Nitrofurantoin	63%	11%	26%	66%	7%	27%	-3%	4%	-1%	241	250
Ciprofloxacin	5%	4%	91%	10%	3%	87%	-5%	1%	4%	74	80

*Lyf notað til skimunar fyrir breiðvirkum beta-laktamösum (ESBL)

Hlutfall ónæmra stofna (I og R) Enterobacteriaceae aðrar en E.coli



Enterobacteriaceae aðrar en E.coli aldurstengd gögn

	2010			2009			Munur milli ára			Fjöldi 2010	Fjöldi 2009
	R	I	S	R	I	S	R	I	S		
Aldur 0-19 ára											
Ampicillin	78%	2%	20%	83%	0%	17%	-5%	2%	3%	124	134
Mecillinam	11%	3%	86%	19%	0%	81%	-8%	3%	5%	71	88
Amoxicillin/clavulanic acid	44%	2%	54%	43%	4%	53%	1%	-2%	1%	93	96
Cefpodoxime*	12%	2%	86%	14%	7%	79%	-2%	-5%	7%	116	131
Cefuroxime	28%	3%	69%	31%	5%	64%	-3%	-2%	5%	93	96
Ceftriaxone	12%	1%	87%	7%	9%	84%	5%	-8%	3%	101	98
Gentamicin	3%	0%	97%	2%	0%	98%	1%	0%	-1%	94	95
Trimethoprim	24%	3%	73%	27%	2%	71%	-3%	1%	2%	71	88
Trimethoprim/sulfamethoxazole	14%	2%	85%	20%	0%	80%	-6%	2%	5%	124	134
Nitrofurantoin	46%	11%	42%	49%	5%	46%	-3%	6%	-4%	71	88
Ciprofloxacin	1%	0%	99%	1%	4%	95%	0%	-4%	4%	101	98

	2010			2009			Munur milli ára			Fjöldi 2010	Fjöldi 2009
	R	I	S	R	I	S	R	I	S		
Aldur 20-59 ára											
Ampicillin	79%	2%	19%	77%	4%	19%	2%	-2%	0%	491	443
Mecillinam	6%	1%	93%	8%	1%	91%	-2%	0%	2%	291	274
Amoxicillin/clavulanic acid	37%	6%	57%	31%	7%	62%	6%	-1%	-5%	363	305
Cefpodoxime*	12%	3%	85%	10%	5%	85%	2%	-2%	0%	471	411
Cefuroxime	19%	4%	77%	18%	5%	78%	1%	-1%	-1%	363	304
Ceftriaxone	6%	4%	90%	5%	<1%	95%	1%	3%	-5%	383	337
Gentamicin	1%	0%	99%	1%	0%	99%	0%	0%	0%	364	304
Trimethoprim	18%	5%	77%	16%	2%	82%	2%	3%	-5%	291	274
Trimethoprim/sulfamethoxazole	7%	3%	90%	7%	3%	90%	0%	0%	0%	491	443
Nitrofurantoin	46%	17%	37%	44%	16%	40%	2%	1%	-3%	291	274
Ciprofloxacin	2%	3%	95%	4%	2%	94%	-2%	1%	1%	387	339

	2010			2009			Munur milli ára			Fjöldi 2010	Fjöldi 2009
	R	I	S	R	I	S	R	I	S		
Aldur 60 ára og eldri											
Ampicillin	77%	2%	21%	75%	3%	22%	2%	-1%	-1%	1416	1459
Mecillinam	11%	1%	88%	15%	1%	84%	-4%	0%	4%	1114	1157
Amoxicillin/clavulanic acid	29%	4%	67%	31%	6%	63%	-2%	-2%	4%	1010	1042
Cefpodoxime*	9%	3%	88%	12%	5%	83%	-3%	-2%	5%	1410	1449
Cefuroxime	20%	3%	77%	24%	4%	72%	-4%	-1%	5%	1009	1043
Ceftriaxone	5%	2%	94%	7%	2%	91%	-2%	0%	3%	1016	1049
Gentamicin	3%	0%	97%	3%	0%	97%	0%	0%	0%	1013	1043
Trimethoprim	17%	4%	79%	24%	3%	73%	-7%	1%	6%	1113	1158
Trimethoprim/sulfamethoxazole	11%	2%	87%	15%	2%	83%	-4%	0%	4%	1415	1456
Nitrofurantoin	49%	12%	38%	53%	10%	36%	-4%	2%	2%	1113	1159
Ciprofloxacin	3%	4%	93%	5%	3%	92%	-2%	1%	1%	1029	1056

*Lyf notað til skimunar fyrir breiðvirkum beta-laktamösam (ESBL)

Pseudomonas aeruginosa

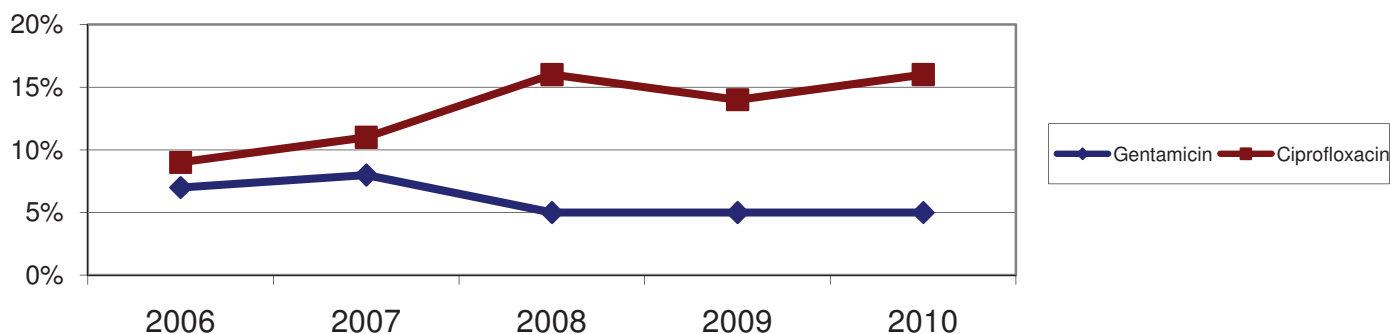
	2010			2009			Munur milli ára			Fjöldi 2010	Fjöldi 2009
	R	I	S	R	I	S	R	I	S		
Allir stofnar											
Piperacillin	5%	0%	95%	5%	0%	95%	0%	0%	0%	694	659
Ceftazidime	4%	1%	95%	3%	1%	96%	1%	0%	-1%	694	659
Meropenem	5%	2%	93%	4%	1%	95%	1%	1%	-2%	694	659
Gentamicin	3%	2%	95%	2%	3%	95%	1%	-1%	0%	693	659
Tobramycin	<1%	<1%	99%	0%	<1%	99%	0%	0%	0%	694	659
Ciprofloxacin	11%	5%	84%	10%	4%	86%	1%	1%	-2%	693	659

	2010			2009			Munur milli ára			Fjöldi 2010	Fjöldi 2009
	R	I	S	R	I	S	R	I	S		
Landspítali legudeildir											
Piperacillin	7%	0%	93%	7%	<1%	93%	0%	0%	0%	422	367
Ceftazidime	5%	1%	94%	5%	1%	94%	0%	0%	0%	422	367
Meropenem	8%	2%	90%	5%	1%	94%	3%	1%	-4%	422	367
Gentamicin	4%	2%	94%	1%	3%	96%	3%	-1%	-2%	422	367
Tobramycin	1%	<1%	99%	0%	1%	99%	1%	0%	0%	422	367
Ciprofloxacin	15%	4%	81%	13%	4%	83%	2%	0%	-2%	421	367

	2010			2009			Munur milli ára			Fjöldi 2010	Fjöldi 2009
	R	I	S	R	I	S	R	I	S		
Landspítali bráðamóttökur, Læknastofur, Heilsugæslur og aðrar sjúkrastofnanir											
Piperacillin	2%	<1%	98%	4%	0%	96%	-2%	0%	2%	222	242
Ceftazidime	1%	1%	98%	1%	2%	97%	0%	-1%	1%	222	242
Meropenem	2%	<1%	98%	1%	1%	98%	1%	0%	0%	222	242
Gentamicin	2%	2%	96%	3%	3%	94%	-1%	-1%	2%	221	242
Tobramycin	1%	1%	98%	1%	0%	99%	0%	1%	-1%	222	242
Ciprofloxacin	4%	3%	93%	5%	5%	90%	-1%	-2%	3%	222	242

	2010			2009			Munur milli ára			Fjöldi 2010	Fjöldi 2009
	R	I	S	R	I	S	R	I	S		
Öldrunarstofnanir											
Piperacillin	2%	0%	98%	2%	0%	98%	0%	0%	0%	50	50
Ceftazidime	0%	2%	98%	0%	2%	98%	0%	0%	0%	50	50
Meropenem	2%	4%	94%	6%	0%	94%	-4%	4%	0%	50	50
Gentamicin	4%	4%	92%	2%	12%	86%	2%	-8%	6%	50	50
Tobramycin	0%	0%	100%	0%	0%	100%	0%	0%	0%	50	50
Ciprofloxacin	8%	14%	78%	2%	6%	92%	6%	8%	-14%	50	50

Hlutfall ónæmra stofna (I og R) P. aeruginosa



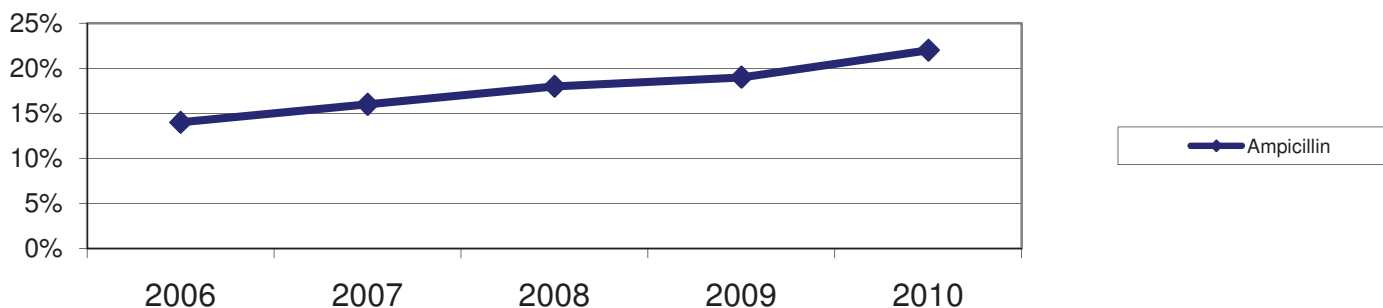
Haemophilus influenzae

	2010			2009			Munur milli ára			Fjöldi 2010	Fjöldi 2009
	R	I	S	R	I	S	R	I	S		
Allir stofnar											
Ampicillin	21%	1%	78%	19%	<1%	81%	2%	0%	-3%	1079	1123
Cefuroxime	<1%	<1%	>99%	<1%	<1%	>99%	0%	0%	0%	1078	1123
Tetracycline	2%	3%	95%	1%	3%	96%	1%	0%	-1%	1078	1123
Azitromycin	<1%	0%	>99%	<1%	0%	99%	0%	0%	0%	1079	1123
Trimethoprim/sulfamethoxazole	27%	2%	71%	20%	<1%	80%	7%	2%	-9%	1079	1122

	2010			2009			Munur milli ára			Fjöldi 2010	Fjöldi 2009
	R	I	S	R	I	S	R	I	S		
Landspítali legudeildir											
Ampicillin	20%	1%	79%	15%	1%	84%	5%	0%	-5%	217	271
Cefuroxime	<1%	0%	>99%	0%	1%	99%	0%	-1%	0%	217	271
Tetracycline	1%	3%	96%	1%	4%	95%	0%	-1%	1%	217	271
Azitromycin	<1%	0%	>99%	<1%	0%	>99%	0%	0%	0%	217	271
Trimethoprim/sulfamethoxazole	26%	1%	73%	19%	1%	80%	7%	0%	-7%	217	271

	2010			2009			Munur milli ára			Fjöldi 2010	Fjöldi 2009
	R	I	S	R	I	S	R	I	S		
Aðrir											
Ampicillin	21%	1%	78%	21%	<1%	79%	0%	0%	-1%	862	852
Cefuroxime	<1%	<1%	>99%	<1%	0%	>99%	0%	0%	0%	861	852
Tetracycline	2%	3%	95%	1%	3%	96%	1%	0%	-1%	861	852
Azitromycin	<1%	0%	>99%	<1%	0%	>99%	0%	0%	0%	862	852
Trimethoprim/sulfamethoxazole	28%	2%	70%	20%	1%	79%	8%	1%	-9%	862	851

Hlutfall ónæmra stofna (I og R) Haemophilus influenzae



Neisseria meningitidis

	2010			2009			Munur milli ára			Fjöldi 2010	Fjöldi 2009
	R	I	S	R	I	S	R	I	S		
Allir stofnar											
Penicillin G	0%	45%	55%	0%	42%	58%	0%	3%	-3%	11	12
Ceftriaxone	0%	0%	100%	10%	0%	90%	-10%	0%	10%	12	10
Sulfonamides	10%	0%	90%	27%	0%	73%	-17%	0%	17%	10	11
Rifampin	0%	0%	100%	0%	0%	100%	0%	0%	0%	12	11

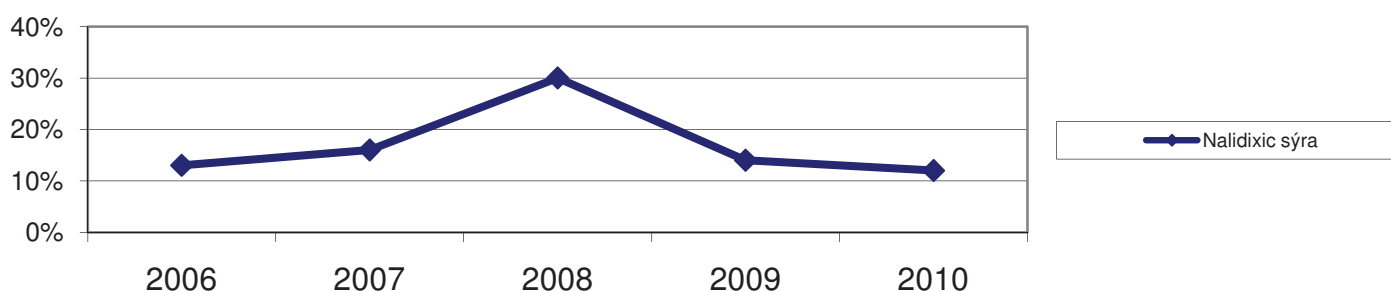
Salmonella

Allir stofnar	2010			2009			Munur milli ára			Fjöldi 2010	Fjöldi 2009
	R	I	S	R	I	S	R	I	S		
Ampicillin	24%	0%	76%	14%	3%	83%	10%	-3%	-7%	34	36
Ceftriaxone	0%	0%	100%	0%	0%	100%	0%	0%	0%	34	36
Chloramphenicol	3%	0%	97%	3%	0%	97%	0%	0%	0%	34	36
Trimethoprim/sulfamethoxazole	6%	0%	94%	0%	0%	100%	6%	0%	-6%	34	36
Nalidixic sýra	9%	3%	88%	14%	0%	86%	-5%	3%	2%	33	36
Ciprofloxacin	0%	0%	100%	0%	0%	100%	0%	0%	0%	34	36

Innlent smit	2010			2009			Munur milli ára			Fjöldi 2010	Fjöldi 2009
	R	I	S	R	I	S	R	I	S		
Ampicillin	11%	0%	89%	8%	8%	84%	3%	-8%	5%	13	13
Ceftriaxone	0%	0%	100%	0%	0%	100%	0%	0%	0%	13	13
Chloramphenicol	0%	0%	100%	0%	0%	100%	0%	0%	0%	13	13
Trimethoprim/sulfamethoxazole	0%	0%	100%	0%	0%	100%	0%	0%	0%	13	13
Nalidixic sýra	12.5%	12.5%	75%	0%	0%	100%	13%	13%	-25%	13	13
Ciprofloxacin	0%	0%	100%	0%	0%	100%	0%	0%	0%	13	13

Erlent smit	2010			2009			Munur milli ára			Fjöldi 2010	Fjöldi 2009
	R	I	S	R	I	S	R	I	S		
Ampicillin	33%	0%	97%	19%	0%	81%	14%	0%	16%	18	21
Ceftriaxone	0%	0%	100%	0%	0%	100%	0%	0%	0%	18	21
Chloramphenicol	6%	0%	94%	5%	0%	95%	1%	0%	-1%	18	21
Trimethoprim/sulfamethoxazole	6%	0%	94%	0%	0%	100%	6%	0%	-6%	18	21
Nalidixic sýra	6%	0%	94%	24%	0%	76%	-18%	0%	18%	18	21
Ciprofloxacin	0%	0%	100%	0%	0%	100%	0%	0%	0%	18	21

Hlutfall ónæmra stofna (I og R) Salmonella 2006-2008



Campylobacter

	2010			2009			Munur milli ára			Fjöldi 2010	Fjöldi 2009
	R	I	S	R	I	S	R	I	S		
Allir stofnar											
Erythromycin	5%	0%	95%	1%	3%	96%	4%	-3%	-1%	55	74
Ciprofloxacin	36%	0%	64%	30%	0%	70%	6%	0%	-6%	55	74

	2009			2009			Munur milli ára			Fjöldi 2010	Fjöldi 2009
	R	I	S	R	I	S	R	I	S		
Innlent smit											
Erythromycin	0%	0%	100%	0%	0%	100%	0%	0%	0%	24	42
Ciprofloxacin	0%	0%	100%	0%	0%	100%	0%	0%	0%	24	42

	2010			2009			Munur milli ára			Fjöldi 2010	Fjöldi 2009
	R	I	S	R	I	S	R	I	S		
Erlent smit											
Erythromycin	8%	0%	92%	4%	7%	89%	4%	-7%	3%	24	28
Ciprofloxacin	75%	0%	25%	75%	0%	25%	0%	0%	0%	24	28

Hlutfall ónæmra stofna (I og R) Campylobacter

